

Mobile ramps RAMPLO



Mobile ramps RAMPLO that is special equipment which allows forklift to load/unload trucks and railway wagons from ground level (zero). So it acts as movable bridge, which could be adjustable in its height, thanks to hydraulic system and act as connection between ground and truck levels.







How mobile ramps RAMPLO are operated





When truck comes, you see its height from ground. After that operator thanks to installed hydraulic system, set ramp level to the height of the truck + 5 cm. Then ramp should be moved to the truck or truck to the ramp. There is special attachment, which allows forklift to move ramp easily. Ramp will enter inside truck for 25 cm. Operator push valve on pump and ramp will lay on truck body surface. After that just fix ramp to truck with chains, put stoppage brakes and forklift can climb on ramp easily.

Choosing RAMPLO:

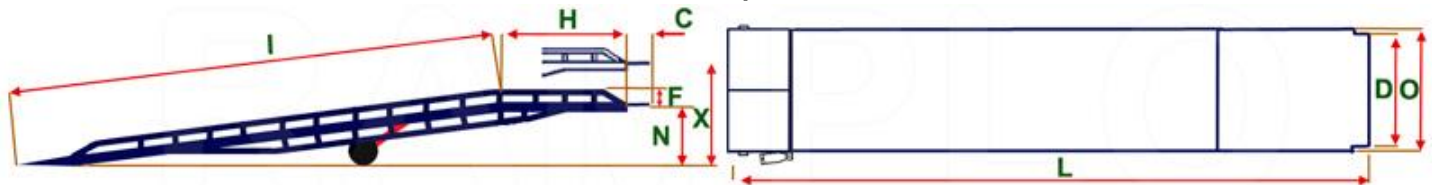
- high quality for the entire range of equipment according to TM RAMPLO
- lowest possible prices for end consumers
- permanent availability in stock
- personal approach to each client
- excellent service and cooperation after sales

ADDITIONAL OPTIONS FOR MOBILE RAMPS

photo	name	photo	name
	Supporting legs adjustable OPT-2SL.		Additional pair of wheel OPT-4WL.
	3-side entrance for forklift OPT-2SL3SW.		Tent cover over the ramp OPT-TC.
	Electric hydraulic station OPT-EHP.		Anti-skid grating OPT-SRS.

	Hand railings OPT-HR.		Zinc coated and anti-skid riding surface OPT-ZSRS.
	Zinc coated riding surface OPT-ZRS.		Choosing a different color OPT-CLR. (standard color is blue): (G) green; (R) red; (O) orange; Y (yellow); (G) gray; (R) red.

Dimensions and specifications:



#	Model*	Weight capacity, tons	I	H	C	L	D	O	N	X
1	RL-MR-STD6	6	8010	2230	270	10510	1990	2230	890	1640
2	RL-MR-STD8	8	8010	2230	270	10510	1990	2270	890	1640
3	RL-MR-STD10	10	8510	2430	270	11210	1990	2310	890	1640
4	RL-MR-STD12	12	8510	2430	270	11210	1990	2350	890	1640
5	RL-MR-SML6	6	8010	730	270	9010	1990	2230	890	1640
6	RL-MR-SML8	8	8010	730	270	9010	1990	2270	890	1640
7	RL-MR-SML10	10	8510	730	270	9510	1990	2310	890	1640
8	RL-MR-SML12	12	8510	730	270	9510	1990	2350	890	1640
9	RL-MR-BIG6	6	9210	2530	270	12010	1990	2230	890	1640
10	RL-MR-BIG8	8	9210	2530	270	12010	1990	2270	890	1640
11	RL-MR-BIG10	10	9910	2830	270	13010	1990	2310	890	1640
12	RL-MR-BIG12	12	9910	2830	270	13010	1990	2350	890	1640

* we also make individual ramps - shorter/longer, wider/narrower, higher/lower, other loading capacity and configuration.

Worldwide warranty: 24 months

Period of production: 2-5 weeks (standard models are usually on stock)

Delivery within Europe: maximum 7 days



[Mobile ramp RAMPLO \(custom request\)](#)









In addition to existing ramp models, we design and manufacture ramps with individual dimensions and characteristics. Our engineers and designers have been designing mobile ramps of any complexity and carrying capacity for more than 10 years. We can anticipate all of your options.

Characteristics of the mobile ramps RAMPLO, which can be changed at the request of the customer:


- load capacity - from 6 to 30 tones and more;
- total length - in case of special needs up to 15 meters and more;
- overall width - up to 2950 mm and more;
- height of protective fencing - minimum 0mm, maximum 1000 mm;
- height level - min and max heights, the range of hydraulics is not more than 80 cm. For example, the minimum height is 750 mm, the maximum - 1550 mm. The max height in standart ramps is 1750mm. It's optimal not only for trucks, but even for railway wagon.
- color, additional marking;
- extra wheels' pair;
- option equipping with an electric pump;
- galvanization of the carriageway, performance with additional anti-slip properties;
- mounted tent over a ramp;
- a set of additional supporting legs (for increased stability).

ADDITIONAL OPTIONS FOR MOBILE RAMPS


photo	name	photo	name
	Supporting legs adjustable OPT-2SL.		Additional pair of wheel OPT-4WL.
	3-side entrance for forklift OPT-2SL3SW.		Tent cover over the ramp OPT-TC.
	Electric hydraulic station OPT-EHP.		Anti-skid grating OPT-SRS.




Hand railings OPT-HR.



Zinc coated and anti-skid riding surface OPT-ZRS.



Zinc coated riding surface OPT-ZRS.



Choosing a different color OPT-CLR. (standard color is blue): (G) green; (R) red; (O) orange; Y (yellow); (G) gray; (R) red.









Stationary ramps RAMPLO-FX (without horizontal part)



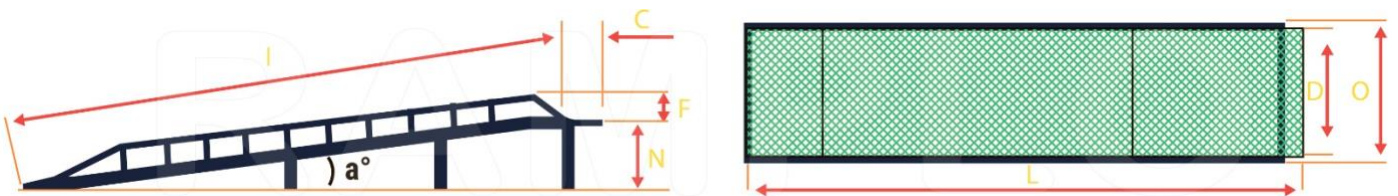
For the purposes of connecting ground level and warehouse level, we produce fixed ramps RAMPLO-FX which consist only from incline part and small connection bridge.

These ramps are used when you don't need to center forklift before entering warehouse, as there are space inside warehouse. These ramps are cheaper and shorter than ramps with horizontal board RAMPLO-FXH and of course cheaper than mobile ramps RAMPLO-MR.

Additional options for stationary ramps:

photo	name	photo	name
	Hand railings OPT-HR.		Tent cover over the ramp OPT-TC.
	Zinc coated riding surface OPT-ZRS.		Anti-skid grating OPT-SRS.
	Choosing a different color OPT-CLR. (standard color is blue): (G) green; (R) red; (O) orange; Y (yellow); (G) gray; (R) red.		Zinc coated and anti-skid riding surface OPT-ZSRS.

Dimensions and specifications:



#	Model	Loading capacity, tons	I	C	L	D	O	N
1	RL-FX-6000-80	6	8000	270	8270	2000	2230	1200

2	RL-FX-6000-100	6	10000	270	10270	2000	2230	1200
3	RL-FX-6000-120	6	12000	270	12270	2000	2330	1200
4	RL-FX-8000-80	8	8000	270	8270	2000	2250	1200
5	RL-FX-8000-100	8	10000	270	10270	2000	2250	1200
6	RL-FX-8000-120	8	12000	270	12270	2000	2250	1200
7	RL-FX-10000-80	10	8000	270	8270	2000	2270	1200
8	RL-FX-10000-100	10	10000	270	10270	2000	2270	1200
9	RL-FX-10000-120	10	12000	270	12270	2000	2270	1200

* we also make individual ramps - shorter/longer, wider/narrower, higher/lower, other loading capacity and configuration.

Worldwide warranty: 24 months

Period of production: 2-5 weeks

Delivery within Europe: maximum 7 days











Stationary ramps RAMPLO-FXH (with horizontal part)

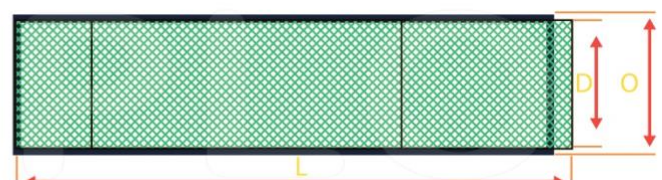


For customers who don't need ramp to be movable and adjustable in height, we offer easier solution -- fixed ramps RAMPLO-FXH with horizontal board for aligning forklift position before entering truck body or warehouse.

Additional options for stationary ramps:

photo	name	photo	name
	Ladder to the platform OPT-LD.		Tent cover over the ramp OPT-TC.
	3-side entrance for forklift OPT-2SL3SW.		Zinc coated and anti- skid riding surface OPT-ZSRS.
	Zinc coated riding surface OPT-ZRS.		Anti-skid grating OPT-SRS.
	Hand railings OPT-HR.		Choosing a different color OPT-CLR. (standard color is blue): (G) green; (R) red; (O) orange; Y (yellow); (G) gray; (R) red.

Dimensions and specifications:



#	Model	Loading capacity, tons	I	H	C	L	D	O	N*
1	RL-FXH-6000-8025	6	8000	2500	270	10770	2000	2230	1200
2	RL-FXH-6000-10025	6	10000	2500	270	12770	2000	2230	1200
3	RL-FXH-8000-8025	8	8000	2500	270	10770	2000	2250	1200
4	RL-FXH-8000-10025	8	10000	2500	270	12770	2000	2250	1200
5	RL-FXH-10000-8025	10	8000	2500	270	10770	2000	2270	1200
6	RL-FXH-10000-10025	10	10000	2500	270	12770	2000	2270	1200

* we also make individual ramps - shorter/longer, wider/narrower, higher/lower, other loading capacity and configuration.

Warranty: 18 months

Production period: 2-5 weeks (or sooner in case we have the requested standard model on stock or in production)

Delivery within Europe: 7 days (maximum)

